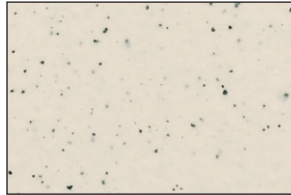



MATTE




BISCUIT D317 (1)



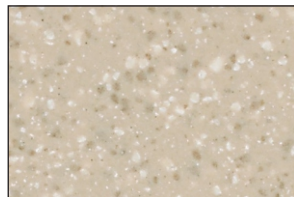
PEPPER WHITE D037 (1)



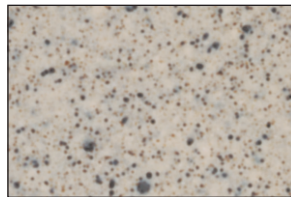
MOONSHINE D117 (1)



URBAN PUTTY D161 (1)



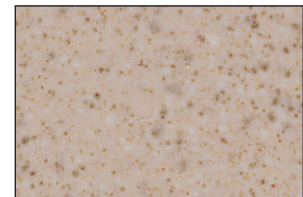
URBAN PUTTY
SPECKLE D201 (1)




BUFFSTONE RANGE
D147 (1)




ELEMENTAL TAN D166 (1)




ELEMENTAL TAN
SPECKLE D175 (1)



MOTTLED MEDIUM
BROWN D050 (1)




DESERT GRAY D014 (1)



DESERT GRAY
SPECKLE D200 (1)



SPA D148 (1)




WATERFALL D169 (2)

Product Information

Performance Characteristics

	ASTM#	Result
Water Absorption	C373	<0.5%
Breaking Strength	C648	>300 lbs
Scratch Hardness	MOHS	N/A
Chemical Resistance	C650	Resistant



www.continentalflooring.com
info@continentalflooring.com

800-825-1221